

This article was downloaded by:

On: 23 January 2011

Access details: *Access Details: Free Access*

Publisher *Taylor & Francis*

Informa Ltd Registered in England and Wales Registered Number: 1072954 Registered office: Mortimer House, 37-41 Mortimer Street, London W1T 3JH, UK



## Journal of Carbohydrate Chemistry

Publication details, including instructions for authors and subscription information:

<http://www.informaworld.com/smpp/title~content=t713617200>

### Glycoside Synthesis with Anomeric 1-*N*-Glycobiosyl-1,2,3-triazoles<sup>1</sup>

Csaba Pető<sup>a</sup>; Gyula Batta<sup>a</sup>; Zoltán Györgydeák<sup>b</sup>; Ferenc Sztaricskai<sup>a</sup>

<sup>a</sup> Research Group for Antibiotics of the Hungarian Academy of Sciences, Lajos Kossuth University of Debrecen, Debrecen, Hungary <sup>b</sup> Department of Organic Chemistry, Lajos Kossuth University of Debrecen, Debrecen, Hungary

**To cite this Article** Pető, Csaba , Batta, Gyula , Györgydeák, Zoltán and Sztaricskai, Ferenc(1996) 'Glycoside Synthesis with Anomeric 1-*N*-Glycobiosyl-1,2,3-triazoles<sup>1</sup>', *Journal of Carbohydrate Chemistry*, 15: 4, 465 – 483

**To link to this Article:** DOI: 10.1080/07328309608005667

URL: <http://dx.doi.org/10.1080/07328309608005667>

PLEASE SCROLL DOWN FOR ARTICLE

Full terms and conditions of use: <http://www.informaworld.com/terms-and-conditions-of-access.pdf>

This article may be used for research, teaching and private study purposes. Any substantial or systematic reproduction, re-distribution, re-selling, loan or sub-licensing, systematic supply or distribution in any form to anyone is expressly forbidden.

The publisher does not give any warranty express or implied or make any representation that the contents will be complete or accurate or up to date. The accuracy of any instructions, formulae and drug doses should be independently verified with primary sources. The publisher shall not be liable for any loss, actions, claims, proceedings, demand or costs or damages whatsoever or howsoever caused arising directly or indirectly in connection with or arising out of the use of this material.

## GLYCOSIDE SYNTHESIS WITH ANOMERIC

### 1-*N*-GLYCOBIOSYL-1,2,3-TRIAZOLES<sup>1</sup>

Csaba Pető,<sup>2a\*</sup> Gyula Batta,<sup>a</sup> Zoltán Györgydeák<sup>b</sup> and Ferenc Sztaricskai<sup>a</sup>

a Research Group for Antibiotics of the Hungarian Academy of Sciences, Lajos Kossuth University of Debrecen, P.O.B. 70, H-4010 Debrecen, Hungary

b Department of Organic Chemistry, Lajos Kossuth University of Debrecen, P.O.B. 20, H-4010 Debrecen, Hungary

*Received January 2, 1996 - Final Form February 26, 1996*

#### ABSTRACT

1,3-Dipolar cycloaddition of the acetylated 1,2-*trans*- and 1,2-*cis*-cellobiosyl, -lactosyl, -maltosyl, and -melibiosyl azides with various acetylenedicarboxylic acid esters gave the corresponding 1-*N*-glycobiosyl-1,2,3-triazoles (**1a,b,c-8a,b,c**) which have been used as glycosyl donors for the synthesis of oligosaccharides (**15-17**) and an anthracycline type antibiotic (**18**).

#### INTRODUCTION

Glycoconjugates and complementary carbohydrate-binding proteins have a wide variety of physiological and pathological functions. The biological role of the complex carbohydrates was discovered to be important in intercellular recognition (receptors for pathogens, toxins, viruses, bacteria), adhesion and in the cell regulation (cell growth, glycosylation, etc.).<sup>3</sup> Studies on their biological activities have increased the need for synthetic carbohydrate derivatives as well as development of stereoselective, economic synthetic methods towards oligosaccharides.<sup>4</sup> Numerous methods using a variety of

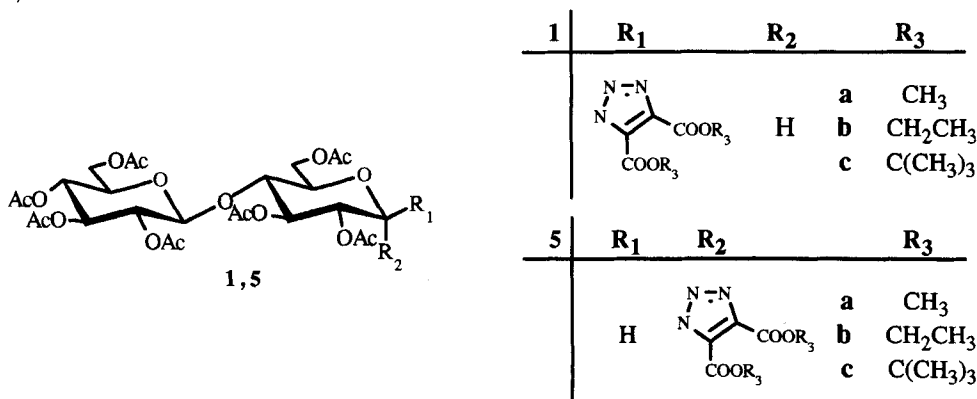
glycosyl donors have been used to form the corresponding glycosides: glycosyl halides (e.g. the Koenigs-Knorr,<sup>5</sup> Helferich<sup>6</sup> and the glycosyl fluoride<sup>7</sup> methods), orthoesters,<sup>8</sup> imidates,<sup>9</sup> thioglycosides,<sup>10</sup> pent-4-enyl glycosides<sup>11</sup> and tetrazoles.<sup>12</sup>

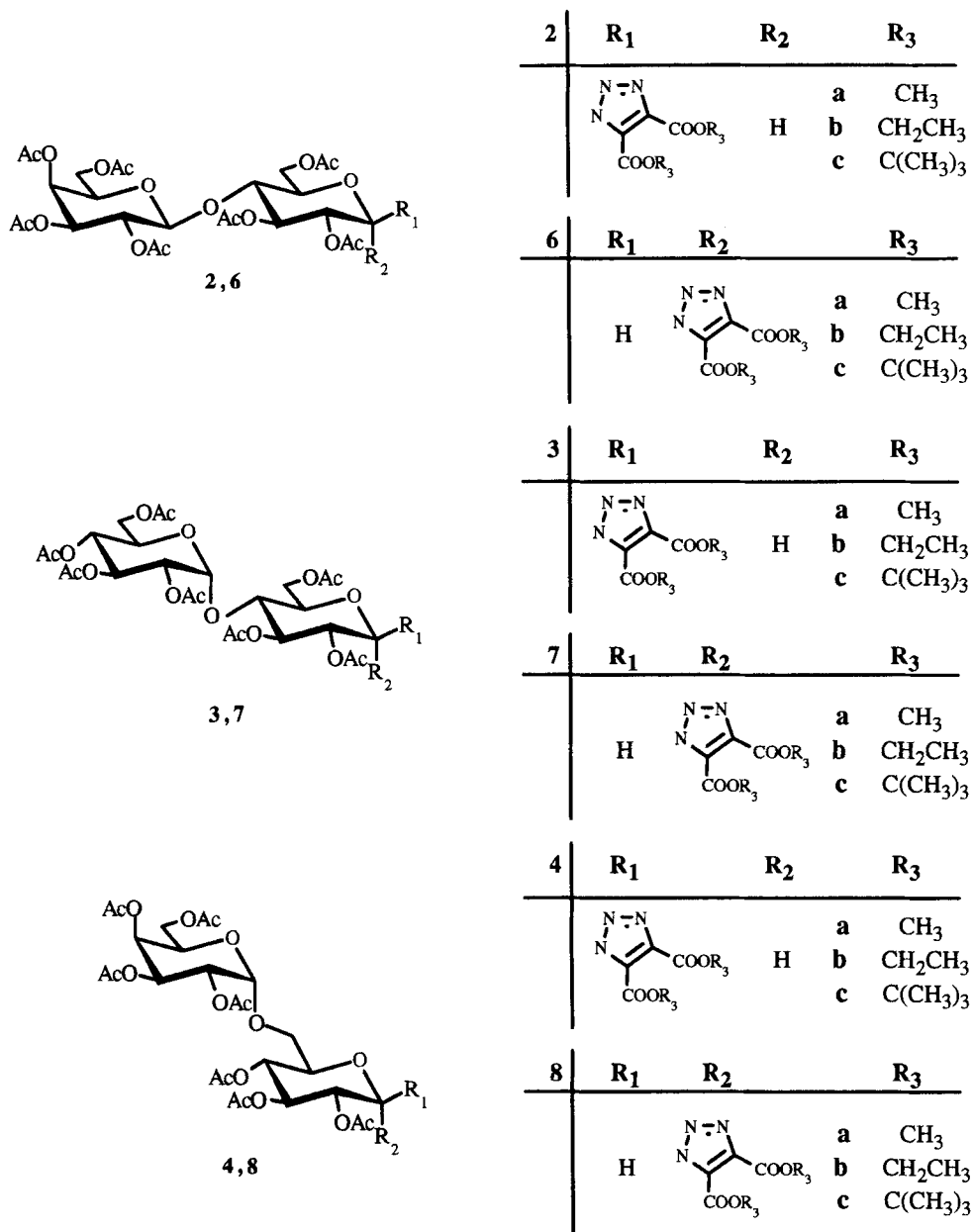
Azido groups often serve both as anomeric protecting groups and amino-group precursors in the synthesis of *N*-glycopeptides.<sup>13,14</sup> Furthermore, glycosyl azides are potential glycosyl donors when they are converted to glycosyl fluorides,<sup>14</sup> or *N*-glycosyl-triazoles.<sup>13,14</sup>

We intended to use *N*-glycosyl-1,2,3-triazoles as glycosyl donors in oligosaccharide synthesis. There are two reported synthetic routes to these heterocycles. By one route they are obtained by glycosylation of 1,2,3-triazoles.<sup>15</sup> Unfortunately, regioisomers often form in the above reaction. In an alternative approach, glycosyl azides are reacted directly with acetylenes or with alkylidene- or arylidene-phosphoranes.<sup>13,16-21</sup> In such a cycloaddition approach mainly 1,2-*trans*-glycosyl azides were used and only a single example is known when a 1,2-*cis*-glycosyl azide was utilized.<sup>20</sup> Herein we report on an extension of his reaction to disaccharides and 1,2-*cis*-glycosyl azides.

## RESULTS AND DISCUSSION

1,3-Dipolar cycloaddition reactions of 1,2-*trans*- and 1,2-*cis*-disaccharide (cellobiose, lactose, maltose, melibiose)<sup>22</sup> azides were carried out in refluxing toluene with various acetylene dicarboxylic acid esters (methyl, ethyl, *tert*-butyl) to afford 1-(hepta-*O*-acetyl- $\beta$ - (**1a**,**b**,**c**-**4a**,**b**,**c**) and - $\alpha$ - (**5a**,**b**,**c**-**8a**,**b**,**c**) -glycobiosyl-1,2,3-triazole-4,5-dicarboxylic acid esters (**Scheme 1**) in excellent yield. Noticeable differences were observed between the reaction times of 1,2-*trans*- and 1,2-*cis*-glycobiosyl azides. Cycloadditions of the 1,2-*trans* azides occurred twice as fast as those of the corresponding 1,2-*cis* azides.





Scheme 1

This phenomenon can be explained by the steric interaction between the C-2 protecting group and the bulky anomeric triazole group.

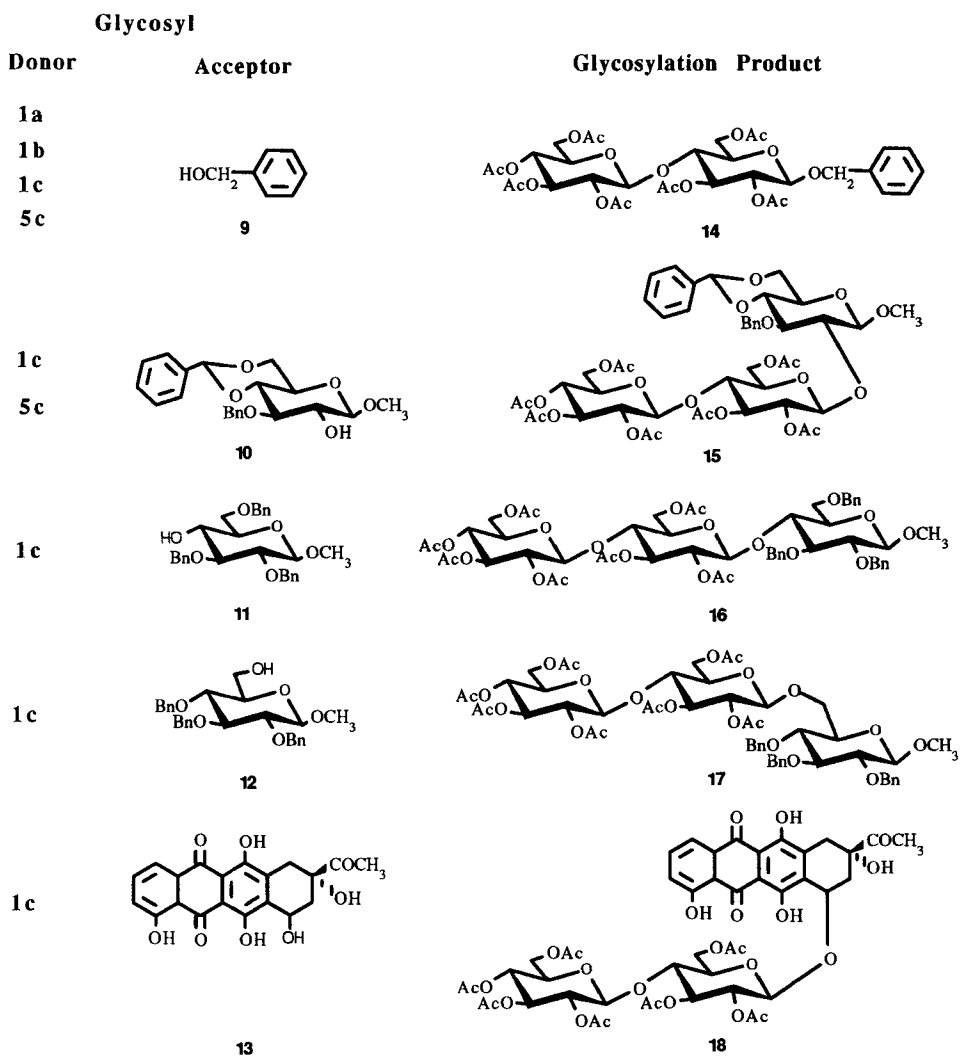
The *N*-glycobiosyl triazoles were purified by column chromatography and characterized by  $^1\text{H}$  and  $^{13}\text{C}$  NMR. The chemical shifts of the anomeric protons bearing equatorial substituents (**1a,b,c-4a,b,c**) are 0.4–0.6 ppm upfield compared to the axial isomers (**5a,b,c-8a,b,c**); similar results were observed with the anomeric glycobiosyl azides. The chemical shifts of the anomeric carbon of the equatorial isomers appear 4 ppm downfield with respect to the corresponding axial isomers.<sup>23</sup> However, the chemical shifts of the interglycosidic anomeric protons, and carbons did not change significantly.

Several alcohols were glycosylated using 1-(hepta-*O*-acetyl- $\beta$ - and - $\alpha$ -D-cellobiosyl-1,2,3-triazol-4,5-dicarboxylic acid methyl (**1a**), ethyl (**1b**), and *tert*-butyl (**1c,5c**) esters as glycosyl donors, in the presence of trimethylsilyl trifluoromethanesulfonate, as activating agent<sup>14</sup> to give the 1,2-*trans* glycosides (**14-18**) (Scheme 2) in good yields. The anomeric configuration of the glycosyl donor (**1c,5c**) did not exert any effect on the formation of the glycosidic bond (see synthesis of **9** from **1a**, **1b**, **1c** or **5c** in the Experimental part). The novel trisaccharides (**15-17**) and a new disaccharide glycoside of carminomycinone (**18**) (for the synthesis of anthracycline glycosides see Ref. 24) were characterized by  $^1\text{H}$  and  $^{13}\text{C}$  NMR spectroscopy.

In summary, the outlined short procedure represents a reliable, effective and stereoselective method for synthesizing oligosaccharides under controlled conditions without using any exotic catalysts or reagents.

## EXPERIMENTAL

**General methods.** Optical rotations were measured ( $\lambda=589$  nm) at room temperature using a Perkin-Elmer 241 polarimeter in 10-cm 1mL cell. The  $^1\text{H}$  NMR and  $^{13}\text{C}$  NMR spectra were recorded at 300 MHz and 75 MHz, respectively, in deuteriochloroform as solvent using a Gemini 300 spectrometer. Chemical shifts ( $\delta$ ) are given in ppm relative to  $\text{Me}_4\text{Si}$  signal for  $^1\text{H}$ ,  $^{13}\text{C}$  and APT. The mass spectra were obtained on a TSQ 70 (triple quadrupole) instrument. TLC was performed on DC Alurolle (Kieselgel) thin layer chromatography plates (Merck) with UV light detection and/or charring with 50% sulfuric-acid in ethanol. Column chromatography was performed on Silica gel 60 (particle size 0.2–0.063 mm, Merck). Solvent evaporations were conducted under reduced pressure in a 40 °C bath. Dichloromethane was dried by distillation from phosphorus pentoxide and stored over 4Å molecular sieves.



Scheme 2

### Synthesis of 1-*N*-1,2-*trans*- and 1,2-*cis*-glycobiosyl-1,2,3-triazoles.

0.661 g (1.00 mmol) glycobiosyl azide was refluxed in toluene (10 mL) with the appropriate acetylene dicarboxylate (1.50 mmol) for 1-4 days. After complete conversion of the starting material, monitored by TLC, the reaction mixture was allowed to cool to room temperature and the solvent was evaporated. The residue was subjected to column chromatography to give the title compounds.

**1-[O-(2,3,4,6-Tetra-O-acetyl-β-D-glucopyranosyl)-(1→4)-2,3,6-tri-O-acetyl-β-D-glucopyranosyl]-4,5-dimethoxycarbonyl-1,2,3-triazole (1a).** Reaction time: one day; 97%; mp 199-201 °C (ethanol);  $[\alpha]_{\text{D}} -36.4^{\circ}$  (*c* 0.56, chloroform); *Rf.* 0.41 (toluene-ethyl acetate 1:1);  $^1\text{H NMR}$  ( $\text{CDCl}_3$ )  $\delta$  1.85-2.15 (5s, 21H,  $\text{COCH}_3$ ), 3.78 (ddd, 1H, H-5'), 3.85 (ddd, 1H, H-5), 3.94 (dd~t, 1H, H-4), 3.98, 4.04 (2s, 6H,  $\text{OCH}_3$ ), 4.06 (dd, 1H, H-6'b), 4.13 (dd, 1H, H-6a), 4.40 (dd, 1H, H-6'a), 4.52 (dd, 1H, H-6b), 4.56 (d, 1H, H-1'  $J_{1,2}=7.5$  Hz), 4.96 (dd, 1H, H-2'), 5.09 (dd, 1H, H-4'), 5.17 (dd, 1H, H-3'), 5.38 (dd, 1H, H-3), 5.90 (dd, 1H, H-2), 6.11 (d, 1H, H-1'  $J_{1,2}=9.8$  Hz);  $^{13}\text{C NMR}$  ( $\text{CDCl}_3$ )  $\delta$  20.12, 20.37, 20.50, 20.57 (7C,  $\text{COCH}_3$ ), 52.70, 53.50 (2C,  $\text{OCH}_3$ ), 61.31 (C-6), 61.40 (C-6'), 67.62 (C-4'), 69.60 (C-2), 71.43 (C-2'), 71.92 (C-5'), 72.49 (C-3'), 72.72 (C-3), 75.46 (C-4), 75.83 (C-5), 84.98 (C-1), 100.60 (C-1'), 130.56, 140.05 ( $\text{C}_{4,5}$  triazole), 158.27, 159.85 ( $\text{C}=\text{O}$  triazole), 168.53, 168.89, 169.17, 169.66, 169.94, 170.02, 170.33 ( $\text{COCH}_3$ ).

Anal. Calcd for  $\text{C}_{32}\text{H}_{41}\text{O}_{21}\text{N}_3$ : C, 47.82, H, 5.13, N, 5.22. Found: C, 47.95, H, 5.34, N, 5.30.

**1-[O-(2,3,4,6-Tetra-O-acetyl-β-D-glucopyranosyl)-(1→4)-2,3,6-tri-O-acetyl-β-D-glucopyranosyl]-4,5-diethoxycarbonyl-1,2,3-triazole (1b).** Reaction time: one day; 98%; mp 88-90 °C (ethanol);  $[\alpha]_{\text{D}} -35.4^{\circ}$  (*c* 0.61, chloroform); *Rf.* 0.37 (toluene-ethyl acetate 1:1);  $^1\text{H NMR}$  ( $\text{CDCl}_3$ )  $\delta$  1.36-1.48 (q, 6H,  $\text{OCH}_2\text{CH}_3$ ), 1.85-2.10 (5s, 21H,  $\text{COCH}_3$ ), 3.70 (ddd, 1H, H-5'), 3.84 (ddd, 1H, H-5), 3.92 (dd~t, 1H, H-4), 4.04 (dd, 1H, H-6'b), 4.12 (dd, 1H, H-6a), 4.36 (dd, H-6'a), 4.44, 4.48 (2q, 2H,  $\text{OCH}_2\text{CH}_3$ ), 4.53 (dd, 1H, H-6b), 4.56 (d, 1H, H-1'  $J_{1,2}=7.5$  Hz), 4.95 (dd~t, 1H, H-2'), 5.10 (dd~t, 1H, H-4'), 5.18 (dd~t, 1H, H-3'), 5.38 ((dd, 1H, H-3), 5.92 (dd~t, 1H, H-2), 6.11 (d, 1H, H-1'  $J_{1,2}=9.8$  Hz);  $^{13}\text{C NMR}$  ( $\text{CDCl}_3$ )  $\delta$  13.74, 14.02 ( $\text{OCH}_2\text{CH}_3$ ), 20.17, 20.38, 20.53 (7C,  $\text{COCH}_3$ ), 61.49 (C-6), 61.50 (C-6'), 61.95, 63.05 ( $\text{OCH}_2\text{CH}_3$ ), 67.71 (C-4'), 69.61 (C-2), 71.51 (C-2'), 72.00 (C-5'), 72.70 (C-3'), 72.78 (C-3), 75.50 (C-4), 75.85 (C-5), 84.84 (C-1), 100.63 (C-1'), 130.51, 140.02 ( $\text{C}_{4,5}$  triazole), 157.85, 159.61 ( $\text{C}=\text{O}$  triazole), 168.51, 168.90, 169.17, 169.69, 169.95, 170.02, 170.34 ( $\text{COCH}_3$ ).

Anal. Calcd for  $\text{C}_{34}\text{H}_{45}\text{O}_{21}\text{N}_3$ : C, 49.10, H, 5.44, N, 5.05. Found: C, 48.93, H, 5.41, N, 4.95.

**1-[O-(2,3,4,6-Tetra-O-acetyl-β-D-glucopyranosyl)-(1→4)-2,3,6-tri-O-acetyl-β-D-glucopyranosyl]-4,5-di-tert-butylloxycarbonyl-1,2,3-triazole (1c).** Reaction time: one day; 87%; mp 160-161 °C (ethanol);  $[\alpha]_{\text{D}} -27.7^{\circ}$  (*c* 0.83, chloroform); *Rf.* 0.13 (diethyl ether-hexane 4:1);  $^1\text{H NMR}$  ( $\text{CDCl}_3$ )  $\delta$  1.60, 1.62 [2s, 18H,  $\text{OC}(\text{CH}_3)_3$ ], 1.85-2.10 (5s, 21H,  $\text{COCH}_3$ ), 3.70 (ddd, 1H, H-5'), 3.85 (ddd, 1H, H-5), 3.98 (dd~t, 1H, H-4), 4.08 (dd, 1H, H-6'b), 4.10 (dd, 1H, H-6a), 4.38 (dd, H-

6'a), 4.50 (dd, 1H, H-6b), 4.57 (d, 1H, H-1'  $J_{1',2'}=7.5$  Hz), 4.96 (dd~t, 1H, H-2'), 5.08 (dd~t, 1H, H-4'), 5.17 (dd~t, 1H, H-3'), 5.37 ((dd~t, 1H, H-3), 5.99 (dd~t, 1H, H-2), 6.13 (d, 1H, H-1  $J_{1,2}=9.8$  Hz);  $^{13}\text{C}$  NMR ( $\text{CDCl}_3$ )  $\delta$  20.24, 20.38, 20.52, 20.57 (7C,  $\text{COCH}_3$ ), 27.81, 27.97 [6C  $\text{OC}(\text{CH}_3)_3$ ], 61.49 (C-6), 61.50 (C-6'), 67.73 (C-4'), 69.45 (C-2), 71.53 (C-2'), 71.99 (C-5'), 72.80 (C-3'), 73.03 (C-3), 75.60 (C-4), 75.72 (C-5), 83.17 [ $\text{OC}(\text{CH}_3)_3$ ], 84.16 (C-1), 85.25 [ $\text{OC}(\text{CH}_3)_3$ ], 100.65 (C-1'), 130.91, 141.84 ( $\text{C}_{4,5}$  triazole), 156.73, 158.93 (C=O triazole), 168.45, 168.93, 169.17, 169.77, 170.01, 170.34 (7C,  $\text{COCH}_3$ ).

Anal. Calcd for  $\text{C}_{38}\text{H}_{53}\text{O}_{21}\text{N}_3$ : C, 51.41, H, 6.01, N, 4.73. Found: C, 51.24, H, 6.00, N, 4.74.

**1-[*O*-(2,3,4,6-Tetra-*O*-acetyl- $\beta$ -D-galactopyranosyl)-(1 $\rightarrow$ 4)-2,3,6-tri-*O*-acetyl- $\beta$ -D-glucopyranosyl]-4,5-dimethoxycarbonyl-1,2,3-triazole (2a).**

Reaction time: one day; 96%; mp 104-106 °C (diethyl ether-hexane);  $[\alpha]_{\text{D}} -16.9^\circ$  ( $c$  0.56, chloroform); *Rf* 0.41 (toluene-ethyl acetate 1:1);  $^1\text{H}$  NMR ( $\text{CDCl}_3$ )  $\delta$  1.85-2.15 (7s, 21H,  $\text{COCH}_3$ ), 3.75 (ddd, 1H, H-5'), 3.82-3.88 (m, 2H, H-5, H-4), 3.92, 3.98 (2s, 6H,  $\text{OCH}_3$ ), 4.05-4.12 (m, 2H, 2H-6), 4.42-4.46 (m, 2H, 2H-6), 4.52 (d, 1H, H-1'  $J_{1',2'}=7.5$  Hz), 4.92 (dd, 1H, H-3'), 5.12 (dd, 1H, H-2'), 5.35 (m, 2H, H-4', H-3), 5.85 (dd, 1H, H-2), 6.09 (d, 1H, H-1  $J_{1,2}=9.8$  Hz);  $^{13}\text{C}$  NMR ( $\text{CDCl}_3$ )  $\delta$  20.40, 20.59, 20.73, 20.83 (7C,  $\text{COCH}_3$ ), 52.92, 53.72 (2C,  $\text{OCH}_3$ ), 61.13, 61.77 (C-6,6'), 66.92, 69.38, 70.09, 71.12, 73.16, 75.51, 76.22 (8C, C-2,3,4,5,2',3',4',5'), 85.31 (C-1), 101.17 (C-1'), 130.87, 140.40 ( $\text{C}_{4,5}$  triazole), 158.59, 160.19 (C=O triazole), 168.85, 169.18, 169.90, 170.11, 170.23, 170.48 (7C,  $\text{COCH}_3$ ).

Anal. Calcd for  $\text{C}_{32}\text{H}_{41}\text{O}_{21}\text{N}_3$ : C, 47.82, H, 5.13, N, 5.22. Found: C, 47.90, H, 5.17, N, 4.92.

**1-[*O*-(2,3,4,6-Tetra-*O*-acetyl- $\beta$ -D-galactopyranosyl)-(1 $\rightarrow$ 4)-2,3,6-tri-*O*-acetyl- $\beta$ -D-glucopyranosyl]-4,5-diethoxycarbonyl-1,2,3-triazole (2b).**

Reaction time: one day; 95%; mp 97-98 °C (diethyl ether-hexane);  $[\alpha]_{\text{D}} -33.4^\circ$  ( $c$  0.50, chloroform); *Rf* 0.33 (toluene-ethyl acetate 1:1);  $^1\text{H}$  NMR ( $\text{CDCl}_3$ )  $\delta$  1.38-1.48 (q, 6H,  $\text{OCH}_2\text{CH}_3$ ), 1.88-2.18 (5s, 21H,  $\text{COCH}_3$ ), 3.84-3.98 (m, 3H, H-5', H-5, H-4), 4.05-4.18 (m, 3H, 3H-6), 4.39, 4.44 (m, 4H,  $\text{OCH}_2\text{CH}_3$ ), 4.46 (dd, 1H, H-6), 4.54 (d, 1H, H-1'  $J_{1',2'}=7.5$  Hz), 4.95 (dd, 1H, H-3'), 5.12 (dd, 1H, H-2'), 5.36-5.42 (m, 2H, H-4', H-3), 5.95 (dd, 1H, H-2), 6.11 (d, 1H, H-1  $J_{1,2}=9.8$  Hz);  $^{13}\text{C}$  NMR ( $\text{CDCl}_3$ )  $\delta$  13.50, 13.76 (2C,  $\text{OCH}_2\text{CH}_3$ ), 19.92, 20.09, 20.22, 20.32, (7C,  $\text{COCH}_3$ ), 60.71, 61.42 (C-6,6'), 61.68, 62.83 ( $\text{OCH}_2\text{CH}_3$ ), 66.50, 68.82, 69.48, 70.47, 70.59, 72.67, 75.06, 76.58 (C-2,3,4,5,2',3',4',5'), 84.58 (C-1), 100.58 (C-1'), 130.41, 140.10 ( $\text{C}_{4,5}$  triazole), 157.59, 159.34 (C=O triazole), 168.34, 168.74, 169.45, 169.59, 169.77, 169.98 (7C,  $\text{COCH}_3$ ).



Anal. Calcd for  $C_{34}H_{45}O_{21}N_3$ : C, 49.10, H, 5.44, N, 5.05. Found: C, 49.15, H, 5.38, N, 5.00.

**1-[O-(2,3,4,6-Tetra-O-acetyl- $\beta$ -D-galactopyranosyl)-(1 $\rightarrow$ 4)-2,3,6-tri-O-acetyl- $\beta$ -D-glucopyranosyl]-4,5-di-*tert*-butyloxycarbonyl-1,2,3-triazole (2c).** Reaction time: one day; 93%; mp 101-103 °C (diethyl ether-hexane);  $[\alpha]_D -22.8^\circ$  (*c* 0.86, chloroform); *Rf*. 0.47 (toluene-ethyl acetate 6:5), 0.09 (diethyl ether-hexane 4:1);  $^1H$  NMR ( $CDCl_3$ )  $\delta$  1.62, 1.64 [2s, 18H,  $OC(CH_3)_3$ ], 1.90-2.20 (5s, 21H,  $COCH_3$ ), 3.82-3.88 (m, 2H, H-5',5), 3.92 (dd, 1H, H-4), 4.05-4.14 (m, 2H, 2H-6), 4.45 (dd, 1H, H-6), 4.52 (d, 1H, H-1'  $J_{1',2'}=7.5$  Hz), 4.98 (dd, 1H, H-3'), 5.12 (dd, 1H, H-2'), 5.34-5.48 (m, 2H, H-4',3), 5.98 (dd, 1H, H-2), 6.14 (d, 1H, H-1  $J_{1,2}=9.8$  Hz);  $^{13}C$  NMR ( $CDCl_3$ )  $\delta$  20.25, 20.33, 20.47, 20.59 (7C,  $COCH_3$ ), 27.82, 27.98 [6C,  $OC(CH_3)_3$ ], 60.84, 61.65 (C-6,6'), 66.62, 69.08, 69.57, 70.78, 70.85, 73.33, 75.39, 75.72 (C-2,3,4,5,2',3',4',5'), 83.17 [ $OC(CH_3)_3$ ], 84.15 (C-1), 85.24 [ $OC(CH_3)_3$ ], 100.91 (C-1'), 130.93, 141.87 ( $C_{4,5}$  triazole), 156.74, 158.93 ( $C=O$  triazole), 168.52, 168.96, 169.75, 169.85, 169.95 170.05, 170.21 (7C,  $COCH_3$ ).

Anal. Calcd for  $C_{38}H_{53}O_{21}N_3$ : C, 51.41, H, 6.01, N, 4.73. Found: C, 50.98, H, 6.00, N, 4.77.

**1-[O-(2,3,4,6-Tetra-O-acetyl- $\alpha$ -D-glucopyranosyl)-(1 $\rightarrow$ 4)-2,3,6-tri-O-acetyl- $\beta$ -D-glucopyranosyl]-4,5-dimethoxycarbonyl-1,2,3-triazole (3a).** Reaction time: one day; 96%; mp 144-146 °C (ethanol);  $[\alpha]_D +38.1^\circ$  (*c* 0.62, chloroform); *Rf*. 0.45 (toluene-ethyl acetate 6:5);  $^1H$  NMR ( $CDCl_3$ )  $\delta$  1.85-2.15 (7s, 21H,  $COCH_3$ ), 3.88-3.98 (m, 2H, H-5,5'), 4.00, 4.06 (2s, 6H,  $OCH_3$ ), 4.07 (dd, 1H, H-6), 4.10-4.25 (m, 2H), 4.25 (dd, 1H, H-6), 4.51 (dd, 1H, H-6), 4.90 (dd, 1H, H-6), 5.08 (dd~t, 1H), 5.48 (d, 1H, H-1'  $J_{1',2'}=3.8$  Hz), 5.38-5.55 (m, 2H), 5.88 (dd~t, 1H, H-2), 6.22 (d, 1H, H-1  $J_{1,2}=9.8$  Hz);  $^{13}C$  NMR ( $CDCl_3$ )  $\delta$  20.16, 20.46, 20.57, 20.59, 20.76 (7C,  $COCH_3$ ), 52.75, 53.56 ( $OCH_3$ ), 61.40, 62.17 (C-6',6), 67.88, 68.61, 69.13, 69.92, 69.99, 72.17, 75.30, 75.44 (C-2,3,4,5,2',3',4',5'), 84.61 (C-1), 95.78 (C-1'), 130.58, 140.18 ( $C_{4,5}$  triazole), 158.18, 159.88 ( $C=O$  triazole), 168.76, 169.28, 169.79, 170.12, 170.16, 170.38 (7C,  $COCH_3$ ).

Anal. Calcd for  $C_{32}H_{41}O_{21}N_3$ : C, 47.82, H, 5.13, N, 5.22. Found: C, 47.61, H, 5.18, N, 5.18.

**1-[O-(2,3,4,6-Tetra-O-acetyl- $\alpha$ -D-glucopyranosyl)-(1 $\rightarrow$ 4)-2,3,6-tri-O-acetyl- $\beta$ -D-glucopyranosyl]-4,5-diethoxycarbonyl-1,2,3-triazole (3b).** Reaction time: one day; 97%; mp 176-177 °C (ethanol);  $[\alpha]_D +28.4^\circ$  (*c* 0.79, chloroform); *Rf*. 0.40 (toluene-ethyl acetate 6:5);  $^1H$  NMR ( $CDCl_3$ )  $\delta$  1.64 (q, 6H,  $OCH_2CH_3$ ), 1.85-2.15 (7s, 21H,  $COCH_3$ ), 3.88-3.98 (m, 2H, H-5,5'), 4.04 (dd, 1H, H-6), 4.12-4.24 (m,

2H), 4.28 (dd, 1H, H-6), 4.48 (m, 4H,  $OCH_2CH_3$ ), 4.50 (dd, 1H, H-6), 4.88 (dd, 1H, H-6), 5.08 (dd~t, 1H), 5.48 (d, 1H, H-1'  $J_{1',2'}=3.8$  Hz), 5.34-5.50 (m, 2H), 5.86 (dd~t, 1H, H-2), 6.18 (d, 1H, H-1  $J_{1,2}=9.8$  Hz);  $^{13}C$  NMR ( $CDCl_3$ )  $\delta$  13.80, 14.03 ( $OCH_2CH_3$ ), 20.19, 20.45, 20.54, 20.76 (7C,  $COCH_3$ ), 61.41, 61.98 (C-6',6), 62.22, 63.11 ( $OCH_2CH_3$ ), 67.91, 68.62, 69.17, 69.94 (2C), 72.24, 75.27, 75.57 (C-2,3,4,5, 2',3',4',5'), 84.43 (C-1), 95.81 (C-1'), 130.54, 140.54 ( $C_{4,5}$  triazole), 157.74, 159.60 (C=O triazole), 168.74, 169.27, 169.78, 170.12, 170.19, 170.37 (7C,  $COCH_3$ ).

Anal. Calcd for  $C_{34}H_{45}O_{21}N_3$ : C, 49.10, H, 5.44, N, 5.05. Found: C, 49.05, H, 5.48, N, 5.08.

**1-[*O*-(2,3,4,6-Tetra-*O*-acetyl- $\alpha$ -D-glucopyranosyl)-(1 $\rightarrow$ 4)-2,3,6-tri-*O*-acetyl- $\beta$ -D-glucopyranosyl]-4,5-di-*tert*-butyloxycarbonyl-1,2,3-triazole (3c).** Reaction time: one day; 93%; mp 148 °C (diethyl ether-hexane);  $[\alpha]_D +18.4^\circ$  (*c* 0.61, chloroform); *Rf* 0.61 (toluene-ethyl acetate 6:5), 0.27 (diethyl ether-hexane 4:1);  $^1H$  NMR ( $CDCl_3$ )  $\delta$  1.58, 1.60 [2s, 18H,  $OC(CH_3)_3$ ], 1.80-2.15 (7s, 21H,  $COCH_3$ ), 3.90-4.00 (m, 2H, H-5,5'), 4.06 (dd, 1H, H-6), 4.10-4.26 (m, 2H), 4.28 (dd, 1H, H-6), 4.48 (dd, 1H, H-6), 4.86 (dd, 1H, H-6), 5.08 (dd~t, 1H), 5.48 (d, 1H, H-1'  $J_{1',2'}=3.8$  Hz), 5.32-5.50 (m, 2H), 5.94 (dd~t, 1H, H-2), 6.22 (d, 1H, H-1  $J_{1,2}=9.8$  Hz);  $^{13}C$  NMR ( $CDCl_3$ )  $\delta$  20.24, 20.43, 20.50, 20.54 (7C,  $COCH_3$ ), 27.84, 27.97 [6C,  $OC(CH_3)_3$ ], 61.40, 62.33 (C-6',6), 67.93, 68.60, 69.20, 69.77, 69.92, 72.32, 75.16, 75.90 (C-2,3, 4,5,2',3',4',5'), 83.18 [ $OC(CH_3)_3$ ], 83.79 (C-1), 85.33 [ $OC(CH_3)_3$ ], 95.82 (C-1'), 130.99, 141.82 ( $C_{4,5}$  triazole), 156.71, 158.89 (C=O triazole), 168.71, 169.23, 169.75, 170.13, 170.24, 170.32 (7C,  $COCH_3$ ).

Anal. Calcd for  $C_{38}H_{53}O_{21}N_3$ : C, 51.41, H, 6.01, N, 4.73. Found: C, 51.30, H, 5.98, N, 4.74.

**1-[*O*-(2,3,4,6-Tetra-*O*-acetyl- $\alpha$ -D-galactopyranosyl)-(1 $\rightarrow$ 6)-2,3,6-tri-*O*-acetyl- $\beta$ -D-glucopyranosyl]-4,5-dimethoxycarbonyl-1,2,3-triazole (4a).** Reaction time: one day; 94%; mp 88-90 °C (diethyl ether-hexane);  $[\alpha]_D +84.0^\circ$  (*c* 0.32, chloroform); *Rf* 0.26 (toluene-ethyl acetate 6:5);  $^1H$  NMR ( $CDCl_3$ )  $\delta$  1.85-2.15 (7s, 21H,  $COCH_3$ ), 3.60 (dd, 1H, H-6), 3.76 (dd, 1H, H-6), 3.94-4.18 (m, 10H, 3.44, 4.04 2s, 6H,  $OCH_3$ , 2H-5, 2H-6), 5.04-5.12 (m, 2H, ~5.08 d, 1H, H-1'  $J_{1',2'}=4.0$  Hz), 5.22-5.48 (m, 4H), 5.96 (dd~t, 1H, H-2), 6.18 (d, 1H, H-1  $J_{1,2}=9.5$  Hz);  $^{13}C$  NMR ( $CDCl_3$ )  $\delta$  20.07, 20.42, 20.51, (7C,  $COCH_3$ ), 52.66, 53.70 ( $OCH_3$ ), 61.44, 65.98 (C-6',6), 66.38, 67.27, 67.76, 67.82, 67.87, 69.56, 73.06, 75.92 (C-2,3,4,5,2',3',4',5'), 84.82 (C-1), 96.27 (C-1'), 130.47, 140.23 ( $C_{4,5}$  triazole), 158.22, 159.87 (C=O triazole), 168.28, 168.98, 169.58, 169.96, 170.01, 170.12, 170.34 (7C,  $COCH_3$ ).

Anal. Calcd for  $C_{32}H_{41}O_{21}N_3$ : C, 47.82, H, 5.13, N, 5.22. Found: C, 47.89, H, 5.20, N, 5.08.

**1-[O-(2,3,4,6-Tetra-O-acetyl- $\alpha$ -D-galactopyranosyl)-(1 $\rightarrow$ 6)-2,3,6-tri-O-acetyl- $\beta$ -D-glucopyranosyl]-4,5-diethoxycarbonyl-1,2,3-triazole (4b).** Reaction time: one day; 83%; amorphous;  $[\alpha]_D +52.0^\circ$  (*c* 0.61, chloroform); *Rf*. 0.32 (toluene-ethyl acetate 6:5);  $^1H$  NMR ( $CDCl_3$ )  $\delta$  1.44 (q, 6H,  $OCH_2CH_3$ ), 1.88-2.12 (6s, 21H,  $COCH_3$ ), 3.62 (dd, 1H, H-6), 3.76 (dd, 1H, H-6), 3.94-4.02 (m, 3H, H-5, 2H-6), 4.12 (dd, 1H, H-6), 4.48 (m, 4H,  $OCH_2CH_3$ ), 5.08-5.12 (m, 2H,  $\sim$ 5.08 d, 1H, H-1'  $J_{1,2}'=4.0$  Hz), 5.24-5.48 (m, 4H), 5.96 (dd $\sim$ t, 1H, H-2), 6.18 (d, 1H, H-1'  $J_{1,2}'=9.5$  Hz);  $^{13}C$  NMR ( $CDCl_3$ )  $\delta$  13.64, 13.86 ( $OCH_2CH_3$ ), 19.99, 20.31, (7C,  $COCH_3$ ), 61.34, 65.84 (C-6',6), 61.83, 63.17 ( $OCH_2CH_3$ ), 66.27, 67.19, 67.68, 67.78, 69.44, 73.02, 75.74, 76.36 (C-2,3,4,5,2',3',4',5'), 84.60 (C-1), 96.16 (C-1'), 130.34, 140.43 ( $C_{4,5}$  triazole), 157.66, 159.47 (C=O triazole), 168.16, 168.89, 169.44, 169.90, 170.00, 170.23, (7C,  $COCH_3$ ).

Anal. Calcd for  $C_{34}H_{45}O_{21}N_3$ : C, 49.10, H, 5.44, N, 5.05. Found: C, 49.05, H, 5.47, N, 5.10.

**1-[O-(2,3,4,6-Tetra-O-acetyl- $\alpha$ -D-galactopyranosyl)-(1 $\rightarrow$ 6)-2,3,6-tri-O-acetyl- $\beta$ -D-glucopyranosyl]-4,5-di-*tert*-butyloxycarbonyl-1,2,3-triazole (4c).** Reaction time: one day; 98%; mp 84-86 °C (diethyl ether-hexane);  $[\alpha]_D +61.7^\circ$  (*c* 0.42, chloroform); *Rf*. 0.45 (toluene-ethyl acetate 6:5);  $^1H$  NMR ( $CDCl_3$ )  $\delta$  1.58, 1.60 [2s, 18H,  $OC(CH_3)_3$ ], 1.90-2.12 (6s, 21H,  $COCH_3$ ), 3.60 (dd, 1H, H-6), 3.74 (dd, 1H, H-6), 3.90-4.04 (m, 3H, H-5, 2H-6), 4.12 (dd, 1H, H-6), 5.04-5.08 (m, 2H,  $\sim$ 5.08 d, 1H, H-1'  $J_{1,2}'=4.0$  Hz), 5.30-5.46 (m, 4H), 5.98 (dd $\sim$ t, 1H, H-2), 6.18 (d, 1H, H-1'  $J_{1,2}'=9.5$  Hz);  $^{13}C$  NMR ( $CDCl_3$ )  $\delta$  20.19, 20.43, 20.49 (7C,  $COCH_3$ ), 27.84, 28.00 [6C,  $OC(CH_3)_3$ ], 61.41, 66.19 (C-6',6), 66.39, 67.38, 67.87 (3C), 69.62, 73.35, 75.82 (C-2,3,4,5,2',3',4',5'), 83.15 [ $OC(CH_3)_3$ ], 84.32 (C-1), 85.45 [ $OC(CH_3)_3$ ], 96.57 (C-1'), 131.02, 141.73 ( $C_{4,5}$  triazole), 156.90, 158.87 (C=O triazole), 168.24, 168.93, 169.53, 169.97, 170.13, 170.42, (7C,  $COCH_3$ ).

Anal. Calcd for  $C_{38}H_{53}O_{21}N_3$ : C, 51.41, H, 6.01, N, 4.73. Found: C, 51.40, H, 5.89, N, 4.70.

**1-[O-(2,3,4,6-Tetra-O-acetyl- $\beta$ -D-glucopyranosyl)-(1 $\rightarrow$ 4)-2,3,6-tri-O-acetyl- $\alpha$ -D-glucopyranosyl]-4,5-dimethoxycarbonyl-1,2,3-triazole (5a).** Reaction time: four days; 94%; mp 94-96 °C (ethanol);  $[\alpha]_D +66.0^\circ$  (*c* 0.53, chloroform); *Rf*. 0.21 (toluene-ethyl acetate 6:5);  $^1H$  NMR ( $CDCl_3$ )  $\delta$  1.90-2.15 (6s, 21H,  $COCH_3$ ), 3.73 (ddd, 1H, H-5'), 3.85 (dd $\sim$ t, 1H, H-4), 3.98, 4.00 (s, 6H,  $OCH_3$ ), 4.07 (dd, 1H, H-6'a), 4.14 (dd, 1H, H-6a), 4.34 (dd, 1H, H-6'b), 4.38 (ddd, 1H, H-5), 4.42 (dd, 1H,

H-6b), 4.65 (d, 1H, H-1'  $J_{1',2'}=7.5$  Hz), 4.95 (dd~t, 1H, H-2'), 5.08 (dd, 1H, H-4'), 5.14 (dd, 1H, H-3'), 5.38 (dd, 1H, H-3), 6.16 (dd, 1H, H-2), 6.68 (d, 1H, H-1  $J_{1,2}=6.0$  Hz);  $^{13}\text{C}$  NMR ( $\text{CDCl}_3$ )  $\delta$  20.13, 20.39, 20.63, (7C,  $\text{COCH}_3$ ), 52.74, 53.75 (2C,  $\text{OCH}_3$ ), 61.28 (C-6), 61.45 (C-6'), 67.75 (C-4'), 68.87 (C-2,3), 71.46 (C-2'), 71.90 (C-5'), 72.63 (C-5), 72.92 (C-3'), 75.60 (C-4), 80.97 (C-1), 99.91 (C-1'), 131.65, 139.29 ( $\text{C}_{4,5}$  triazole), 158.30, 160.01 ( $\text{C}=\text{O}$  triazole), 168.74, 169.01, 169.13, 169.69, 169.98, 170.07, 170.32 ( $\text{COCH}_3$ ).

Anal. Calcd for  $\text{C}_{32}\text{H}_{41}\text{O}_{21}\text{N}_3$ : C, 47.82, H, 5.13, N, 5.22. Found: C, 47.90, H, 5.16, N, 5.30.

**1-[*O*-(2,3,4,6-Tetra-*O*-acetyl- $\beta$ -D-glucopyranosyl)-(1 $\rightarrow$ 4)-2,3,6-tri-*O*-acetyl- $\alpha$ -D-glucopyranosyl]-4,5-diethoxycarbonyl-1,2,3-triazole (5b).**

Reaction time: four days; 96%; mp 76-78 °C (diethyl ether-hexane);  $[\alpha]_{\text{D}}^{+55.6}$  ( $c$  0.45, chloroform); *Rf*. 0.30 (toluene-ethyl acetate 6:5);  $^1\text{H}$  NMR ( $\text{CDCl}_3$ )  $\delta$  1.44 (q, 6H,  $\text{OCH}_2\text{CH}_3$ ), 1.92-2.15 (6s, 21H,  $\text{COCH}_3$ ), 3.72 (ddd, 1H, H-5'), 3.98 (dd~t, 1H, H-4), 4.02-4.18 (m, 2H, H-6'a,6a), 4.36 (dd, 1H, H-6'b), 4.38-4.52 (m, 6H, H-5,6b, 2x  $\text{OCH}_2\text{CH}_3$ ), 4.64 (d, 1H, H-1'  $J_{1',2'}=7.5$  Hz), 4.95 (dd~t, 1H, H-2'), 5.10 (dd, 1H, H-4'), 5.16 (dd, 1H, H-3'), 5.42 (dd, 1H, H-3), 6.18 (dd, 1H, H-2), 6.68 (d, 1H, H-1  $J_{1,2}=6.0$  Hz);  $^{13}\text{C}$  NMR ( $\text{CDCl}_3$ )  $\delta$  13.66, 13.96 ( $\text{OCH}_2\text{CH}_3$ ), 20.13, 20.37, 20.60, (7C,  $\text{COCH}_3$ ), 61.31 (C-6), 61.49 (C-6'), 61.82, 63.28 ( $\text{OCH}_2\text{CH}_3$ ), 67.80 (C-4'), 68.93 (C-2,3), 71.49 (C-2'), 71.90 (C-5'), 72.53 (C-5), 72.93 (C-3'), 75.57 (C-4), 80.87 (C-1), 99.85 (C-1'), 131.70, 140.08 ( $\text{C}_{4,5}$  triazole), 157.89, 159.66 ( $\text{C}=\text{O}$  triazole), 168.71, 168.99, 169.12, 169.67, 170.05, 170.31 (7C,  $\text{COCH}_3$ ).

Anal. Calcd for  $\text{C}_{34}\text{H}_{45}\text{O}_{21}\text{N}_3$ : C, 49.10, H, 5.44, N, 5.05. Found: C, 49.18, H, 5.50, N, 5.00.

**1-[*O*-(2,3,4,6-Tetra-*O*-acetyl- $\beta$ -D-glucopyranosyl)-(1 $\rightarrow$ 4)-2,3,6-tri-*O*-acetyl- $\alpha$ -D-glucopyranosyl]-4,5-di-*tert*-butyloxycarbonyl-1,2,3-triazole (5c).** Reaction time: four days; 90%; mp 88-90 °C (diethyl ether-hexane);  $[\alpha]_{\text{D}}^{+56.8}$  ( $c$  1.02, chloroform); *Rf*. 0.34 (toluene-ethyl acetate 6:5);  $^1\text{H}$  NMR ( $\text{CDCl}_3$ )  $\delta$  1.58, 1.64 [s, 18H,  $\text{OC}(\text{CH}_3)_3$ ], 1.92-2.16 (6s, 21H,  $\text{COCH}_3$ ), 3.75 (ddd, 1H, H-5'), 3.85 (dd~t, 1H, H-4), 4.04 (dd, 1H, H-6'a), 4.12 (dd, 1H, H-6a), 4.32 (dd, 1H, H-6'b), 4.38 (ddd, 1H, H-5), 4.42 (dd, 1H, H-6b), 4.66 (d, 1H, H-1'  $J_{1',2'}=7.5$  Hz), 4.95 (dd~t, 1H, H-2'), 5.08 (dd, 1H, H-4'), 5.12 (dd, 1H, H-3'), 5.40 (dd, 1H, H-3), 6.22 (dd~t, 1H, H-2), 6.66 (d, 1H, H-1  $J_{1,2}=6.0$  Hz);  $^{13}\text{C}$  NMR ( $\text{CDCl}_3$ )  $\delta$  20.21, 20.38, 20.64 (7C,  $\text{COCH}_3$ ), 27.69, 27.95 [6C,  $\text{OC}(\text{CH}_3)_3$ ], 61.33 (C-6), 61.48 (C-6'), 67.76 (C-4'), 69.04 (C-2,3), 71.45 (C-2'), 71.85 (C-5'), 72.20 (C-5), 72.94 (C-3'), 75.59 (C-4), 80.47 (C-1), 83.17, 85.75 [ $\text{OC}(\text{CH}_3)_3$ ], 99.79 (C-1'), 132.43, 140.63 ( $\text{C}_{4,5}$  triazole), 156.85,

158.83 ( $C=O$  triazole), 168.67, 168.96, 169.13, 169.76, 169.96, 170.07, 170.32 ( $COCH_3$ ).

Anal. Calcd for  $C_{38}H_{53}O_{21}N_3$ : C, 51.41, H, 6.01, N, 4.73. Found: C, 51.50, H, 5.96, N, 4.68.

**1-[O-(2,3,4,6-Tetra-O-acetyl- $\beta$ -D-galactopyranosyl)-(1 $\rightarrow$ 4)-2,3,6-tri-O-acetyl- $\alpha$ -D-glucopyranosyl]-4,5-dimethoxycarbonyl-1,2,3-triazole (6a).**

Reaction time: four days; 93%; mp 93-95 °C (ethanol);  $[\alpha]_D +58.3^\circ$  ( $c$  0.54, chloroform); *Rf.* 0.20 (toluene-ethyl acetate 6:5);  $^1H$  NMR ( $CDCl_3$ )  $\delta$  1.90-2.20 (6s, 21H,  $COCH_3$ ), 3.72-3.82 (m, 2H), 3.98, 4.08 (2s, 6H,  $OCH_3$ ), 4.04-4.18 (m, 3H), 4.36-4.48 (m, 2H, H-5,6), 4.62 (d, 1H, H-1'  $J_{1',2'}=7.5$  Hz), 4.98 (dd, 1H, H-6), 5.14 (dd~t, 1H), 5.34-5.42 (m, 2H), 6.16 (dd~t, 1H, H-2), 6.68 (d, 1H, H-1  $J_{1,2}=6.0$  Hz);  $^{13}C$  NMR ( $CDCl_3$ )  $\delta$  20.12, 20.43, 20.61, (7C,  $COCH_3$ ), 52.70, 53.71 (2C,  $OCH_3$ ), 60.84, 61.44 (C-6',6), 66.66, 68.94 (2C), 69.25, 70.76, 70.98, 72.68, 75.49, (8C, C-2,3,4,5,2',3',4',5'), 81.03 (C-1), 100.39 (C-1'), 131.65, 139.14 ( $C_{4,5}$  triazole), 158.33, 160.08 ( $C=O$  triazole), 168.72, 168.94, 169.69, 170.02, (7C,  $COCH_3$ ).

Anal. Calcd for  $C_{32}H_{41}O_{21}N_3$ : C, 47.82, H, 5.13, N, 5.22. Found: C, 47.69, H, 5.09, N, 5.16.

**1-[O-(2,3,4,6-Tetra-O-acetyl- $\beta$ -D-galactopyranosyl)-(1 $\rightarrow$ 4)-2,3,6-tri-O-acetyl- $\alpha$ -D-glucopyranosyl]-4,5-diethoxycarbonyl-1,2,3-triazole (6b).**

Reaction time: four days; 96%; mp 149-150 °C (ethanol);  $[\alpha]_D +56.3^\circ$  ( $c$  0.64, chloroform); *Rf.* 0.26 (toluene-ethyl acetate 6:5);  $^1H$  NMR ( $CDCl_3$ )  $\delta$  1.44 (q, 6H,  $OCH_2CH_3$ ), 1.92-2.18 (6s, 21H,  $COCH_3$ ), 3.90-4.20 (m, 5H, H-5,6), 4.38-4.48 (m, 6H, H-6,  $OCH_2CH_3$ ), 4.64 (d, 1H, H-1'  $J_{1',2'}=7.5$  Hz), 4.94 (dd, 1H, H-6), 5.12 (dd, 1H), 5.38-5.46 (m, 2H), 6.16 (dd~t, 1H, H-2), 6.70 (d, 1H, H-1  $J_{1,2}=6.0$  Hz);  $^{13}C$  NMR ( $CDCl_3$ )  $\delta$  13.71, 14.02 ( $OCH_2CH_3$ ), 20.18, 20.36, 20.47, 20.65 (7C,  $COCH_3$ ), 60.90, 61.52 (C-6',6), 61.99, 63.40 ( $OCH_2CH_3$ ), 66.73, 69.05 (2C), 69.37, 70.82, 71.05, 72.63, 75.52, (8C, C-2,3,4,5,2',3',4',5'), 80.97 (C-1), 100.37 (C-1'), 131.75, 139.65 ( $C_{4,5}$  triazole), 157.97, 159.71 ( $C=O$  triazole), 168.71, 168.95, 169.71, 169.90, 170.04, (7C,  $COCH_3$ ).

Anal. Calcd for  $C_{34}H_{45}O_{21}N_3$ : C, 49.10, H, 5.44, N, 5.05. Found: C, 49.05, H, 5.42, N, 5.10.

**1-[O-(2,3,4,6-Tetra-O-acetyl- $\beta$ -D-galactopyranosyl)-(1 $\rightarrow$ 4)-2,3,6-tri-O-acetyl- $\alpha$ -D-glucopyranosyl]-4,5-di-*tert*-butyloxycarbonyl-1,2,3-triazole (6c).**

Reaction time: four days; 90%; syrup;  $[\alpha]_D +23.3^\circ$  ( $c$  0.40, chloroform); *Rf.* 0.52 (toluene-ethyl acetate 6:5);  $^1H$  NMR ( $CDCl_3$ )  $\delta$  1.62, 1.66 [s, 18H,  $OC(CH_3)_3$ ], 1.85-2.12 (6s, 21H,  $COCH_3$ ), 3.94-4.04 (m, 3H), 4.06-4.18 (m, 2H), 4.48 (ddd, 1H, H-5),

4.62 (d, 1H, H-1'  $J_{1',2'}=7.5$  Hz), 4.90 (dd, 1H, H-6), 5.08 (dd~t, 1H), 5.32-5.50 (m, 3H), 5.92 (dd~t, 1H, H-2), 6.68 (d, 1H, H-1  $J_{1,2}=6.0$  Hz);  $^{13}\text{C}$  NMR ( $\text{CDCl}_3$ )  $\delta$  20.31, 20.49, 20.87, (7C,  $\text{COCH}_3$ ), 27.92, 28.05 [6C,  $\text{OC}(\text{CH}_3)_3$ ], 60.78, 61.46 (C-6',6), 66.76, 68.88 (2C), 69.34, 70.78, 71.04, 72.58, 75.46, (8C, C-2,3,4,5,2',3',4',5'), 80.97 (C-1), 83.08, 84.98 [ $\text{OC}(\text{CH}_3)_3$ ], 100.37 (C-1'), 131.68, 139.46 ( $\text{C}_{4,5}$  triazole), 157.86, 159.48 (C=O triazole), 168.69, 168.93, 169.71, 169.86, 170.02, (7C,  $\text{COCH}_3$ ).

Anal. Calcd for  $\text{C}_{38}\text{H}_{53}\text{O}_{21}\text{N}_3$ : C, 51.41, H, 6.01, N, 4.73. Found: C, 51.50, H, 6.08, N, 4.65.

**1-[*O*-(2,3,4,6-Tetra-*O*-acetyl- $\alpha$ -D-glucopyranosyl)-(1 $\rightarrow$ 4)-2,3,6-tri-*O*-acetyl- $\alpha$ -D-glucopyranosyl]-4,5-dimethoxycarbonyl-1,2,3-triazole (7a).**

Reaction time: two days; 95%; syrup;  $[\alpha]_{\text{D}} +132.7^\circ$  ( $c$  0.45, chloroform); *Rf.* 0.28 (toluene-ethyl acetate 6:5);  $^1\text{H}$  NMR ( $\text{CDCl}_3$ )  $\delta$  1.90-2.14 (7s, 21H,  $\text{COCH}_3$ ), 3.92 (ddd, 1H, H-5), 3.98, 4.00 (2s, 6H,  $\text{OCH}_3$ ), 4.08-4.24 (m, 4H), 4.38-4.52 (m, 2H), 4.90 (dd, 1H, H-6), 5.01 (t, 1H), 5.34 (2dd, 2H), 5.48 (d, 1H, H-1'  $J_{1',2'}=4.0$  Hz), 6.08 (dd~t, 1H, H-2), 6.68 (d, 1H, H-1  $J_{1,2}=6.0$  Hz);  $^{13}\text{C}$  NMR ( $\text{CDCl}_3$ )  $\delta$  20.04, 20.38, 20.55, 20.65 (7C,  $\text{COCH}_3$ ), 52.68, 53.68 ( $\text{OCH}_3$ ), 61.37, 62.11 (C-6',6), 67.95, 68.48, 68.71, 69.25, 69.87, 71.70, 72.54, 72.72 (C-2,3,4,5,2',3',4',5'), 81.11 (C-1), 95.75 (C-1'), 131.40, 139.31 ( $\text{C}_{4,5}$  triazole), 158.36, 160.00 (C=O triazole), 169.20, 169.27, 169.57, 170.11, 170.29, 170.45 (7C,  $\text{COCH}_3$ ).

Anal. Calcd for  $\text{C}_{32}\text{H}_{41}\text{O}_{21}\text{N}_3$ : C, 47.82, H, 5.13, N, 5.22. Found: C, 47.70, H, 5.17, N, 5.29.

**1-[*O*-(2,3,4,6-Tetra-*O*-acetyl- $\alpha$ -D-glucopyranosyl)-(1 $\rightarrow$ 4)-2,3,6-tri-*O*-acetyl- $\alpha$ -D-glucopyranosyl]-4,5-diethoxycarbonyl-1,2,3-triazole (7b).**

Reaction time: two days; 97%; syrup;  $[\alpha]_{\text{D}} +127.9^\circ$  ( $c$  0.46, chloroform); *Rf.* 0.38 (toluene-ethyl acetate 6:5);  $^1\text{H}$  NMR ( $\text{CDCl}_3$ )  $\delta$  1.42 (q, 6H,  $\text{OCH}_2\text{CH}_3$ ), 1.88-2.12 (7s, 21H,  $\text{COCH}_3$ ), 3.98 (ddd, 1H, H-5), 4.10 (dd, 1H, H-6), 4.22 (ddd, dd, 2H, H-5,6), 4.45 (2dd, 2H,  $\text{OCH}_2\text{CH}_3$ , m, 3H, incl. H-6), 4.90 (dd, 1H, H-6), 5.08 (t, 1H), 5.38 (2dd, 2H), 5.48 (d, 1H, H-1'  $J_{1',2'}=4.0$  Hz), 6.12 (dd, 1H, H-2), 6.68 (d, 1H, H-1  $J_{1,2}=6.0$  Hz);  $^{13}\text{C}$  NMR ( $\text{CDCl}_3$ )  $\delta$  13.65, 13.97 ( $\text{OCH}_2\text{CH}_3$ ), 20.08, 20.38, 20.57, 20.65 (7C,  $\text{COCH}_3$ ), 61.36, 62.11 (C-6',6), 61.93, 63.04 ( $\text{OCH}_2\text{CH}_3$ ), 67.95, 68.46, 68.77, 69.25, 69.86, 71.81, 72.40, 72.69 (C-2,3,4,5,2',3',4',5'), 80.95 (C-1), 95.76 (C-1'), 131.48, 139.58 ( $\text{C}_{4,5}$  triazole), 157.94, 159.64 (C=O triazole), 169.20, 169.28, 169.60, 170.11, 170.30, 170.48 (7C,  $\text{COCH}_3$ ).

Anal. Calcd for  $\text{C}_{34}\text{H}_{45}\text{O}_{21}\text{N}_3$ : C, 49.10, H, 5.44, N, 5.05. Found: C, 50.00, H, 5.48, N, 5.12.

**1-[O-(2,3,4,6-Tetra-O-acetyl- $\alpha$ -D-glucopyranosyl)-(1 $\rightarrow$ 4)-2,3,6-tri-O-acetyl- $\alpha$ -D-glucopyranosyl]-4,5-di-*tert*-butyloxycarbonyl-1,2,3-triazole (7c).** Reaction time: two days; 97%; syrup;  $[\alpha]_D +138.3^\circ$  (*c* 0.42, chloroform); *Rf*. 0.50 (toluene-ethyl acetate 6:5);  $^1\text{H NMR}$  ( $\text{CDCl}_3$ )  $\delta$  1.56, 1.64 [s, 18H,  $\text{OC}(\text{CH}_3)_3$ ], 1.90-2.18 (7s, 21H,  $\text{COCH}_3$ ), 3.94 (ddd, 1H, H-5), 4.08 (dd, 1H, H-6), 4.12-4.42 (m, dd, 5H, incl. H-5,6), 4.88 (dd, 1H, H-6), 5.08 (t, 1H), 5.38 (2dd, 2H), 5.48 (d, 1H, H-1'  $J_{1',2'}=4.0$  Hz), 6.18 (dd, 1H, H-2), 6.64 (d, 1H, H-1'  $J_{1,2}=6.0$  Hz);  $^{13}\text{C NMR}$  ( $\text{CDCl}_3$ )  $\delta$  20.21, 20.46, 20.53, 20.65, 20.74 (7C,  $\text{COCH}_3$ ), 27.77, 28.03 [6C,  $\text{OC}(\text{CH}_3)_3$ ], 61.42, 62.25 (C-6',6), 68.04, 68.50, 69.05, 69.33, 69.92, 72.10, 72.16, 72.74 (C-2,3,4,5,2', 3',4',5'), 80.59 (C-1), 83.21, 85.80 [ $\text{OC}(\text{CH}_3)_3$ ], 95.69 (C-1'), 132.30, 140.79 ( $\text{C}_{4,5}$  triazole), 156.97, 158.92 (C=O triazole), 169.25, 169.37, 169.57, 169.78, 170.17, 170.39, 170.63 (7C,  $\text{COCH}_3$ ).

Anal. Calcd for  $\text{C}_{38}\text{H}_{53}\text{O}_{21}\text{N}_3$ : C, 51.41, H, 6.01, N, 4.73. Found: C, 51.49, H, 6.11, N, 4.80.

**1-[O-(2,3,4,6-Tetra-O-acetyl- $\alpha$ -D-galactopyranosyl)-(1 $\rightarrow$ 6)-2,3,6-tri-O-acetyl- $\alpha$ -D-glucopyranosyl]-4,5-dimethoxycarbonyl-1,2,3-triazole (8a).** Reaction time: two days; 94%; syrup;  $[\alpha]_D +145.5^\circ$  (*c* 0.44, chloroform); *Rf*. 0.31 (toluene-ethyl acetate 6:5);  $^1\text{H NMR}$  ( $\text{CDCl}_3$ )  $\delta$  1.90-2.15 (7s, 21H,  $\text{COCH}_3$ ), 3.52 (dd, 1H, H-6), 3.70 (dd, 1H, H-6), 3.98, 4.02 (s,  $\text{OCH}_3$ ), 4.02 (1H), 4.10-4.20 (m, 2H, H-5,6), 4.44 (dd, 1H, H-5), 5.00 (dd, 1H), 5.12 (d, 1H, H-1'  $J_{1',2'}=3.2$  Hz), 5.22-5.48 (m, 4H), 6.18 (dd~t, 1H, H-2), 6.74 (d, 1H, H-1'  $J_{1,2}=6.0$  Hz);  $^{13}\text{C NMR}$  ( $\text{CDCl}_3$ )  $\delta$  20.05, 20.42 (7C,  $\text{COCH}_3$ ), 52.67, 53.76 ( $\text{OCH}_3$ ), 61.54, 65.48 (C-6',6), 66.28, 67.32, 67.92, 68.00, 68.19, 68.79, 70.08, 72.70 (C-2,3,4,5,2',3',4',5'), 80.86 (C-1), 96.13 (C-1'), 131.84, 139.36 ( $\text{C}_{4,5}$  triazole), 158.23, 160.01 (C=O triazole), 169.32, 169.55, 169.99, 170.15, 170.37 (7C,  $\text{COCH}_3$ ).

Anal. Calcd for  $\text{C}_{32}\text{H}_{41}\text{O}_{21}\text{N}_3$ : C, 47.82, H, 5.13, N, 5.22. Found: C, 48.01, H, 5.20, N, 5.14.

**1-[O-(2,3,4,6-Tetra-O-acetyl- $\alpha$ -D-galactopyranosyl)-(1 $\rightarrow$ 6)-2,3,6-tri-O-acetyl- $\alpha$ -D-glucopyranosyl]-4,5-diethoxycarbonyl-1,2,3-triazole (8b).** Reaction time: two days; 96%; syrup;  $[\alpha]_D +137.0^\circ$  (*c* 0.48, chloroform); *Rf*. 0.38 (toluene-ethyl acetate 6:5);  $^1\text{H NMR}$  ( $\text{CDCl}_3$ )  $\delta$  1.38 (q, 6H,  $\text{OCH}_2\text{CH}_3$ ) 1.88-2.15 (7s, 21H,  $\text{COCH}_3$ ), 3.52 (dd, 1H, H-6), 3.72 (dd, 1H, H-6), 4.02-4.22 (m, 3H), 4.38 (ddd, 1H, H-5), 4.45 (m, 4H,  $\text{OCH}_2\text{CH}_3$ ), 5.05 (dd, 1H), 5.12 (d, 1H, H-1'  $J_{1',2'}=3.4$  Hz), 5.24-5.46 (m, 4H), 6.18 (dd~t, 1H, H-2), 6.74 (d, 1H, H-1'  $J_{1,2}=6.0$  Hz);  $^{13}\text{C NMR}$  ( $\text{CDCl}_3$ )  $\delta$  13.52, 13.83 ( $\text{OCH}_2\text{CH}_3$ ), 19.96, 20.30 (7C,  $\text{COCH}_3$ ), 61.37, 65.28 (C-6',6), 61.80, 63.31 ( $\text{OCH}_2\text{CH}_3$ ), 66.12, 67.16, 67.74, 67.84, 68.00, 68.63, 69.93,

72.50 (C-2,3,4,5,2',3',4',5'), 80.60 (C-1), 96.00 (C-1'), 131.72, 139.43 ( $C_{4,5}$  triazole), 157.67, 159.50 (C=O triazole), 169.17, 169.34, 169.41, 169.83, 169.98, 170.20 (7C, COCH<sub>3</sub>).

Anal. Calcd for C<sub>34</sub>H<sub>45</sub>O<sub>21</sub>N<sub>3</sub>: C, 49.10, H, 5.44, N, 5.05. Found: C, 49.02, H, 5.46, N, 4.99.

**1-[*O*-(2,3,4,6-Tetra-*O*-acetyl- $\alpha$ -D-galactopyranosyl)-(1 $\rightarrow$ 6)-2,3,6-tri-*O*-acetyl- $\alpha$ -D-glucopyranosyl]-4,5-di-*tert*-butyloxycarbonyl-1,2,3-triazole (8c).** Reaction time: two days; 92%; syrup; [ $\alpha$ ]<sub>D</sub> +123.3° (*c* 0.86, chloroform); *Rf*. 0.46 (toluene-ethyl acetate 6:5); <sup>1</sup>H NMR (CDCl<sub>3</sub>)  $\delta$  1.58, 1.62 [6s, 18H, OC(CH<sub>3</sub>)<sub>3</sub>], 1.90-2.12 (7s, 21H, COCH<sub>3</sub>), 3.52 (dd, 1H, H-6), 3.72 (dd, 1H, H-6), 4.04-4.18 (m, 3H), 4.32 (ddd, 1H, H-5), 5.06 (dd, 1H), 5.16 (d, 1H, H-1'  $J_{1',2'}=3.2$  Hz), 5.28-5.46 (m, 4H), 6.18 (dd~t, 1H, H-2), 6.68 (d, 1H, H-1  $J_{1,2}=6.0$  Hz); <sup>13</sup>C NMR (CDCl<sub>3</sub>)  $\delta$  20.17, 20.47 (7C, COCH<sub>3</sub>), 27.75, 28.00 [6C, OC(CH<sub>3</sub>)<sub>3</sub>], 61.52, 65.50 (C-6',6), 66.35, 67.39, 67.93, 68.07, 68.20, 68.92, 70.25, 72.53 (C-2,3,4,5,2',3',4',5'), 80.50 (C-1), 83.18, 85.90 [OC(CH<sub>3</sub>)<sub>3</sub>], 96.37 (C-1'), 131.69, 140.58 ( $C_{4,5}$  triazole), 156.85, 158.82 (C=O triazole), 169.32, 169.54, 169.64, 169.99, 170.14, 170.36 (7C, COCH<sub>3</sub>).

Anal. Calcd for C<sub>38</sub>H<sub>53</sub>O<sub>21</sub>N<sub>3</sub>: C, 51.41, H, 6.01, N, 4.73. Found: C, 51.20, H, 5.94, N, 4.69

#### Glycosylation procedure:

**Benzyl *O*-(2,3,4,6-tetra-*O*-acetyl- $\beta$ -D-glucopyranosyl)-(1 $\rightarrow$ 4)-*O*-2,3,6-tri-*O*-acetyl- $\beta$ -D-glucopyranoside (14).** **1a** (0.080 g, 0.10 mmol), **1b** (0.083 g, 0.10 mmol), **1c** (0.088 g, 0.10 mmol), or **5c** (0.088 g, 0.10 mmol), benzyl alcohol (**9**) (0.041 mL, 0.40 mmol) and powdered 4Å molecular sieves (0.4 g) were suspended in dry dichloromethane (10 mL). Trimethylsilyl trifluoromethanesulfonate (TMSOTf) (0.036 mL, 0.2 mmol) was dropwise added and the reaction mixture was stirred at room temperature for one hour. The reaction was quenched with pyridine. The reaction mixture was diluted with dichloromethane (40 mL) and filtered through Celite. The filtrate was washed with water, saturated aqueous sodium bicarbonate, water, dried and the solvent was evaporated. Column chromatography (toluene-ethyl acetate 7:3 $\rightarrow$ 6:5 gave **14**<sup>25</sup> (0.050 g, 70%); (0.048 g, 68%); (0.046, 65%); (0.050 g, 70%), respectively: mp 191-192 °C (ethanol); [ $\alpha$ ]<sub>D</sub> -47.1° (*c* 0.44, chloroform); [lit. mp<sup>25a</sup> 190 °C, [ $\alpha$ ]<sub>D</sub><sup>25b</sup> -37.4° (*c* 1.3, chloroform)]; *Rf*. 0.50 (toluene-ethyl acetate 6:5); <sup>1</sup>H NMR (CDCl<sub>3</sub>)  $\delta$  1.96, 1.98, 2.00, 2.02, 2.06, 2.16 (7s, COCH<sub>3</sub>), 3.52 (ddd, 1H, H-5'), 3.62 (ddd, 1H, H-5), 3.72 (dd, 1H, H-6'b), 3.76 (t, 1H, H-4), 4.00 (dd, 1H, H-6b), 4.08 (dd, 1H, H-6a), 4.32 (dd, 1H, H-6a'), 4.42-4.50 (m, 4H, 4.46 d, 1H, H-1'  $J_{1',2'}=7.7$ ), 4.52 (d, 1H, OCH<sub>2</sub>), 4.80 (d, 1H, OCH<sub>2</sub>), 4.88 (t, 1H), 4.88-5.16 (m, 3H, 4.92 d, 1H, H-1  $J_{1,2}=7.8$ ), 7.15-7.35 (m, 5H,



$\text{OCH}_2\text{Ph}$ );  $^{13}\text{C}$  NMR ( $\text{CDCl}_3$ )  $\delta$  20.68, 20.99 (7C,  $\text{COCH}_3$ ), 61.83, 62.12 (C-6,6'), 68.13, 71.85 (3C), 72.18, 72.76, 72.96, 73.17 (C-2,3,4,5,2',3',4',5'), 70.93 ( $\text{OCH}_2\text{Ph}$ ), 99.35 (C-1), 100.90 (C-1'), 127.94, 128.19, 128.63, (5C, *Ph*), 136.87 (*q*, *Ph*), 169.16, 169.45, 169.70 (7C,  $\text{COCH}_3$ ).

**Methyl *O*-(2,3,4,6-tetra-*O*-acetyl- $\beta$ -D-glucopyranosyl)-(1 $\rightarrow$ 4)-*O*-(2,3,6-tri-*O*-acetyl- $\beta$ -D-glucopyranosyl)-(1 $\rightarrow$ 2)-*O*-3-*O*-benzyl-4,6-*O*-benzylidene- $\beta$ -D-glucopyranoside (15).** **1c** (0.088 g, 0.10 mmol); **5c** (0.088 g, 0.10 mmol), 4 Å pulverized molecular sieves (0.2 g) and methyl *O*-(3-*O*-benzyl-4,6-*O*-benzylidene- $\beta$ -D-glucopyranoside)<sup>26</sup> (**10**) (0.037 g, 0.1 mmol) were suspended in dry dichloromethane (10 mL). TMSOTf (0.036 mL, 0.20 mmol) was dropwise added to the solution, and the reaction mixture was stirred for one hour. The reaction was worked up as described for **14**, and the crude product was purified by column chromatography (toluene-ethyl acetate 7:3 $\rightarrow$ 6:5) to give **15** (0.077 g, 50%), and (0.034 g, 36%), respectively:  $[\alpha]_{\text{D}} -51.0^\circ$  (*c* 0.36, chloroform);  $^1\text{H}$  NMR ( $\text{CDCl}_3$ )  $\delta$  1.86, 1.98, 2.01, 2.02, 2.03, 2.09, 2.12 ( $\text{COCH}_3$ ), 3.40 (ddd, 1H, H-5), 3.54 (s, 3H,  $\text{OCH}_3$ ), 3.57 (ddd, 1H, H-5), 3.62-3.85 (m, 6H), 4.04 (dd, 1H, H-6), 4.11 (dd, 1H), 4.34 (dd, 1H, H-6), 4.38 (dd, 1H, H-6), 4.41 (d, 1H, H-1,  $J_{1,2}=7.2$ ), 4.48 (dd, 1H), 4.52 (dd, 1H, H-1',  $J_{1',2'}=7.9$  Hz), 4.68, 4.83 (2d, 2H,  $\text{OCH}_2\text{Ph}$ ), 4.91 (d, 1H, H-1''  $J_{1'',2''}=7.8$  Hz), 4.93, 4.97 (2t, 2H), 5.06 (t, 1H), 5.12, 5.15 (2t, 2H), 5.57 (s, 1H, *CHPh*), 7.26-7.46 (m, 10H,  $\text{OCH}_2\text{Ph}$ , *CHPh*);  $^{13}\text{C}$  NMR ( $\text{CDCl}_3$ )  $\delta$  20.49, 20.57, 20.81 (7C,  $\text{COCH}_3$ ), 57.01 ( $\text{OCH}_3$ ), 61.52, 61.99, (C-6',6''), 65.70, 67.74, 71.01, 71.59, 72.09, 72.78, 72.84, 72.94, 76.43, 80.50, 80.69, 81.42 (C-2,3,4,5,2',3',4',5',2'',3'',4'',5''), 68.70 (C-6), 72.24 ( $\text{OCH}_2\text{Ph}$ ), 100.40, 100.78 (C-1',1''), 101.20 (*CHPh*), 103.43 (C-1), 125.93, 127.93, 128.26, 128.35, 128.44, 129.02 (10C, *Ph*), 137.09, 137.99 (2*q*, *Ph*), 168.98, 169.25, 169.73, 170.16, (7C,  $\text{COCH}_3$ ).

FAB-MS (mNBA)  $m/z$  [ $\text{M}+\text{matrix}$ ] 1143.6.

**Methyl *O*-(2,3,4,6-tetra-*O*-acetyl- $\beta$ -D-glucopyranosyl)-(1 $\rightarrow$ 4)-*O*-(2,3,6-tri-*O*-acetyl- $\beta$ -D-glucopyranosyl)-(1 $\rightarrow$ 4)-*O*-2,3,6-tri-*O*-benzyl- $\beta$ -D-glucopyranoside (16).** To a solution of **1c** (0.198 g, 0.22 mmol), methyl 2,3,6-tri-*O*-benzyl- $\beta$ -D-glucopyranoside<sup>27</sup> (**11**) (0.091 g, 0.20 mmol) and powdered 4 Å molecular sieves (0.5 g) in dry dichloromethane (10 mL), TMSOTf (0.058 mL, 0.30 mmol) was added dropwise. The reaction mixture was stirred for one hour and worked up as described previously. Column chromatography provided **16** (0.150 g, 70%): mp 206-208 °C (ethanol);  $[\alpha]_{\text{D}} -10.6^\circ$  (*c* 0.34, chloroform);  $^1\text{H}$  NMR ( $\text{CDCl}_3$ )  $\delta$  1.93, 1.95, 1.98, 1.99, 2.00, 2.02, 2.08 ( $\text{COCH}_3$ ), 3.12 (ddd, 1H, H-5), 3.33 (dd, 1H, H-5), 3.35 (dd, 1H), 3.38 (dd, 1H, H-6), 3.52 (dd, 1H), 3.55 (s, 3H,  $\text{OCH}_3$ ), 3.65 (dd, 1H), 3.72 (m, 3H),

3.86 (t, 1H), 3.92 (dd, 1H), 4.01 (dd, 1H), 4.22 (dd, 1H), 4.26 (d, 1H, H-1  $J_{1,2}=7.7$  Hz), 4.36 (dd, 1H), 4.38 (d, 1H, H-1  $J_{1,2}=7.7$  Hz), 4.53 (d, 1H,  $OCH_2$ ), 4.61 (d, 1H, H-1  $J_{1,2}=7.7$  Hz), 4.62 (d, 1H,  $OCH_2$ ), 4.73, 4.74, 4.79, 4.80 (4d, 4H,  $OCH_2$ ), 4.93, 4.97, 5.07, 5.08 (4t, 4H), 7.15-7.40 (m, 15H, *Ph*);  $^{13}C$  NMR ( $CDCl_3$ )  $\delta$  20.53, 20.65, 20.70 (7C,  $COCH_3$ ), 57.06 (s, 3H,  $OCH_3$ ), 61.48, 61.78 (C-6',6''), 67.71, 71.43, 71.87, 72.17, 72.36, 72.90 (2C), 74.50, 76.17, 77.06, 81.62, 82.49 (C-2,3,4,5,2',3', 4',5',2'',3'',4'',5''), 67.77 (C-6), 73.64, 74.61, 74.70 ( $OCH_2Ph$ ), 99.83, 100.81 (C-1',1''), 104.59 (C-1), 126.92, 127.12, 127.50, 128.02, 128.08, 128.19, 128.60 (15C,  $OCH_2Ph$ ), 137.83, 138.37, 139.28 (3q,  $OCH_2Ph$ ), 169.00, 169.31, 169.48, 169.79, 170.20, 170.25, 170.50 (7C,  $COCH_3$ ).

FAB-MS (mNBA)  $m/z$  [M-H] $^-$  1081.6, [M+matrix] 1235.6.

**Methyl *O*-(2,3,4,6-tetra-*O*-acetyl- $\beta$ -D-glucopyranosyl)-(1 $\rightarrow$ 4)-*O*-(2,3,6-tri-*O*-acetyl- $\beta$ -D-glucopyranosyl)-(1 $\rightarrow$ 6)-*O*-2,3,6-tri-*O*-benzyl- $\beta$ -D-glucopyranoside (17).** Glycosylation of methyl 2,3,4-tri-*O*-benzyl- $\beta$ -D-glucopyranoside<sup>27,28</sup> (12) (0.091 g, 0.20 mmol) with **1c** (0.198 g, 0.22 mmol) in dry dichloromethane (10 mL), in the presence 4Å molecular sieves (0.5 g) and TMSOTf (0.058 mL, 0.30 mmol) was carried out as described for compound **14** to give **17** (0.164 g, 76%): mp 70-72 °C (ethanol);  $[\alpha]_D -77.8^\circ$  (c 0.26, chloroform);  $^1H$  NMR ( $CDCl_3$ )  $\delta$  1.98, 2.01, 2.04, 2.08, 2.09 (7s, 21H,  $COCH_3$ ), 3.36 (t, 1H), 3.40 (dd, 1H), 3.46 (ddd, 1H), 3.54 (ddd, 1H), 3.57 (s, 3H,  $OCH_3$ ), 3.60-3.69 (m, 3H), 3.78 (t, 1H), 4.04 (dd, 1H), 4.08 (2dd, 2H), 4.27 (d, 1H, H-1  $J_{1,2}=7.7$  Hz), 4.38 (dd, 1H), 4.48-4.54 (m, 3H, incl. 4.49 d, 1H, H-1  $J_{1,2}=7.9$  Hz, 4.52 d, 1H,  $OCH_2$ ), 4.60 (d, 1H, H-1  $J_{1,2}=7.9$  Hz), 4.69, 4.77, 4.84 (3d, 3H,  $OCH_2$ ), 4.88-4.98 (m, 4H), 5.06 (t, 1H), 5.14 (m, 2H), 7.22-7.36 (m, 15H, *Ph*);  $^{13}C$  NMR ( $CDCl_3$ )  $\delta$  20.54, 20.65, 20.71, 20.84 (7C,  $COCH_3$ ), 57.18 ( $OCH_3$ ), 61.52, 61.83, (C-6',6''), 68.28 (C-6), 67.75, 71.52, 71.57, 71.93, 72.63, 72.65, 72.91, 74.75, 76.36, 77.81, 82.19, 84.46 (C-2,3,4,5,2',3',4',5',2'',3'',4'',5''), 74.75, 74.96, 75.68 ( $OCH_2Ph$ ), 100.58, 100.81 (C-1',1''), 104.63 (C-1), 127.68, 127.88, 127.96, 128.09, 128.38, 128.52 (15C,  $OCH_2Ph$ ), 137.81, 138.35, 138.40 (3q  $OCH_2Ph$ ), 169.05, 169.31, 169.34, 169.84, 170.22, 170.31, 170.51 (7C,  $COCH_3$ ).

FAB-MS (mNBA)  $m/z$  [M-H] $^-$  1081.5, [M+matrix] 1235.7.

**(1*S*,3*S*)-3-acetyl-1,2,3,4,6,11-hexahydro-3,5,10,12-tetrahydroxy-6,11-dioxo-1-naphthacenyl *O*-(2,3,4,6-tetra-*O*-acetyl- $\beta$ -D-glucopyranosyl)-(1 $\rightarrow$ 4)-*O*-2,3,6-tri-*O*-acetyl- $\beta$ -D-glucopyranoside (18).** TMSOTf (0.058 mL, 0.30 mmol) was added to the heterogeneous mixture of **1c** (0.198 g, 0.22 mmol), carminomycinone<sup>29</sup> (**13**) (0.077 g, 0.20 mmol) and powdered 4Å molecular sieves (0.5 g) in dry dichloromethane (10 mL). The reaction mixture was stirred at room temperature for

one hour. The reaction mixture was diluted with chloroform (50 mL), filtered through a pad of Celite, the filtrate was washed with water and concentrated. Column chromatography (toluene-methanol 99:1→95:5) gave **18** (0.188 g, 94%):  $[\alpha]_D^{+8.8^\circ}$  (*c* 0.56, chloroform);  $^1\text{H NMR}$  ( $\text{CDCl}_3$ )  $\delta$  1.84, 1.88, 1.94, 2.01, 2.03, 2.04, 2.08 2.42 (8s, 24H,  $\text{COCH}_3$ ), 2.94, 3.22 (2d, 2H,  $\text{CH}_2$ ), 3.65 (2ddd, 2H), 3.72-3.82 (m, 2H, incl.  $\text{CH}_2$ ), 4.04 (dd, 1H), 4.15 (m, 2H,  $\text{CH}_2$ ), 4.36 (dd, 1H), 4.54 (d, 1H,  $\text{H-1}' J_{1',2'}=7.9$ ), 4.68 (dd, 1H), 4.82-5.30 (m, 6H, 4.96 (d, 1H,  $\text{H-1} J_{1,2}=7.6$ ), 7.30, 7.65, 7.86 (dd, t, 3H, *Ar*), 12.06, 12.90, 13.38 (3s, 3H, *ArOH*);  $^{13}\text{C NMR}$  ( $\text{CDCl}_3$ )  $\delta$  20.57, 20.68, 20.84 (7C,  $\text{COCH}_3$ ), 33.52, 34.66 ( $\text{C}_{2,4}$  anthracycline), 61.45, 61.58 (C-6,6'), 67.77, 70.52, 71.54, 71.64, 71.93, 72.07, 72.91, 73.09, 76.40 (C-2,3,4,5,2',3',4',5' and  $\text{C}_1$  anthracycline), 76.16 ( $\text{C}_3$  anthracycline), 100.82, 101.75 (C-1,1',  $J_{\text{C}1,\text{H}1}=165$  Hz  $\beta$ ,  $J_{\text{C}1',\text{H}1'}=162$  Hz  $\beta$ ), 110.26, 111.50, 115.97, 132.32, 133.40, 137.93, 156.34, 156.87, 162.65 ( $\text{C}_q$  anthracycline), 110.71, 124.86, 137.16 ( $\text{C}_{7,8,9}$  anthracycline), 169.02, 169.33, 169.62, 169.72, 170.24, 170.29, 170.55 ( $\text{COCH}_3$ ), 186.16, 190.70 ( $\text{C}_{6,11}$  anthracycline), 212.82 ( $\text{COCH}_3$  anthracycline).

FAB-MS (mNBA + NaOAc) *m/z*  $[\text{M-H}]^-$  1000.4,  $[\text{M+Na}]^+$  1024.6.

## ACKNOWLEDGMENTS

The authors thank Dr. G. Sz. Benczéné and her staff for the microanalysis, Hans Sweingruber for the mass spectra, Dr. Péter Fügedi and Prof. Joachim Thiem for advice. This work was supported, in part, by grants from OTKA (No. T 1188 and T 4023), the Universitas Foundation of Kereskedelmi Bank Rt. Hungary, the Hungarian Credit Bank and The Tiszaprogessz Foundation.

## REFERENCES AND NOTES

1. Presented at the *XVI<sup>th</sup> International Carbohydrate Symposium*, July 5 - 10, 1992, Paris, France, Conference's Abstract A 153.
2. Present Address: Glycomed Inc., 860 Atlantic Avenue, Alameda, CA 94501, USA.
3. a) R. L. Schnaar, *Advances in Pharmacology*, **23**, 35 (1992); b) N. Sharon, *Pure & Appl. Chem.*, **60**, 1389 (1988); c) S. Hakamori, *Sci. Am.*, **254**, 32 (1986); d) R. C. Hughes and S. D. J. Pena, *Carbohydrate Metabolism and its Disorders*, Vol 3; P. J. Randle, D. F. Steiner and W. J. Whelan, Eds.; Academic Press: London, 1981.
4. a) H. Paulsen, *Angew. Chem. Int. Ed. Engl.*, **21**, 155 (1982); b) H. Kunz, *ibid.*, **26**, 294 (1987); c) K. Toshima and K. Tatsuta, *Chem. Rev.*, **93**, 1503 (1993); d) M. Palme and A. Vasella, *Bioorg. Med. Chem. Lett.*, **21**, 1169 (1994).
5. W. Koenigs and E. Knorr, *Ber. Dtsch. Chem. Ges.*, **34**, 957 (1901).

6. B. Helferich and K.-F. Wedemeyer, *Liebigs Ann. Chem.*, **563**, 139 (1949).
7. a) H. Waldmann, *Nachr. Chem. Tech. Lab.*, **39**, 675 (1991); b) T. Matsumoto, H. Maeta, K. Suzuki and G. Tsuchihashi, *Tetrahedron Lett.*, **29**, 3567 (1988).
8. N. K. Kochetkov, A. J. Khorlin and A. F. Bochkov, *Tetrahedron*, **23**, 693 (1967).
9. a) P. Sinaÿ, *Pure & Appl. Chem.*, **50**, 1437 (1978); b) R. R. Schmidt and J. Michel, *Angew. Chem. Int. Ed. Engl.*, **19**, 731 (1980); c) R. R. Schmidt, *ibid.*, **25**, 212 (1986).
10. P. Fügedi, P. J. Garegg, H. Lönn and T. Norberg, *Glycoconjugate J.*, **4**, 97 (1987).
11. B. Fraser-Reid, P. Konradsson, D. R. Mootoo and U. Udodany, *J. Chem. Soc. Chem. Commun.*, 823 (1988).
12. N. Falahatpisheh and G. A. Sulikowsky, *Synlett*, 672 (1994).
13. W. Bröder and H. Kunz, *ibid.*, 251 (1990).
14. W. Bröder and H. Kunz, *Carbohydr. Res.*, **249**, 221 (1993).
15. a) J. A. Montgomery, H. J. Thomas and S. J. Clayton, *J. Heterocycl. Chem.*, **7**, 215 (1970); b) M. T. Garcia-López, G. Garcia-Munoz and R. Madronero, *An. Quim.*, **68**, 629 (1972); c) O. Makabe, S. Fukatsu and S. Umezawa, *Bull. Chem. Soc. Jpn.*, **45**, 2577 (1972); d) F. A. Lehmkuhl, J. T. Witkowski and R. K. Robins, *J. Heterocycl. Chem.*, **9**, 1195 (1972); e) I. A. Korbukh, F. F. Blanco, M. P. Kovel'man and M. N. Preobrazhenskaia, *Zh. Org. Khim.*, **14**, 1101 (1978); f) I. D. Singarova, I. D. Jartseva and M. N. Preobrazhenskaia, *Khim. Geterotsikl. Soedia.*, 231 (1987).
16. R. E. Harmon, R. A. Earl and S. K. Gupta, *J. Org. Chem.*, **36**, 2553 (1971).
17. F. G. de las Heras, R. Alonso and G. Alonso, *J. Med. Chem.*, **22**, 496 (1979).
18. F. G. de las Heras, R. M. Sanchez-Perez and M. L. Aguado, *Eur. J. Med. Chem. Chim.-Ther.*, **16**, 339 (1981).
19. H. Paulsen, Z. Györgydeák and M. Friedmann, *Chem. Ber.*, **107**, 1590 (1974).
20. F. Chretien, B. Castro and B. Gross, *Synthesis*, 937 (1974).
21. Z. Györgydeák, L. Szilágyi and H. Paulsen, *J. Carbohydr. Chem.*, **12**, 139 (1993).
22. Cs. Pető, Gy. Batta, Z. Györgydeák and F. Sztaricskai, *Liebigs Ann. Chem.*, 505 (1991).
23. a) A. S. Perlin and B. Casu, *Tetrahedron Lett.*, 2921 (1969); b) L. Szilágyi and Z. Györgydeák, *Carbohydr. Res.*, **143**, 21 (1985).
24. Y.-C. Xu, E. Lebeau, G. Attardo, P. L. Myers and J. W. Gillard, *J. Org. Chem.*, **59**, 4868 (1994).
25. a) G. Jayme and W. Demmig, *Chem. Ber.*, **93**, 356 (1960); b) G. Zemplén, *Ber. Dtsch. Chem. Ges.*, **53**, 1004 (1920).
26. P. J. Garegg, T. Iversen and S. Oscarson, *Carbohydr. Res.*, **50**, C12 (1976).
27. P. J. Garegg, H. Hultberg and S. Wallin, *ibid.*, **108**, 97 (1982).
28. N. Pradvic and D. Keglevic, *Tetrahedron*, **21**, 1897 (1965).
29. M. M. Menyhárt, personal communication.